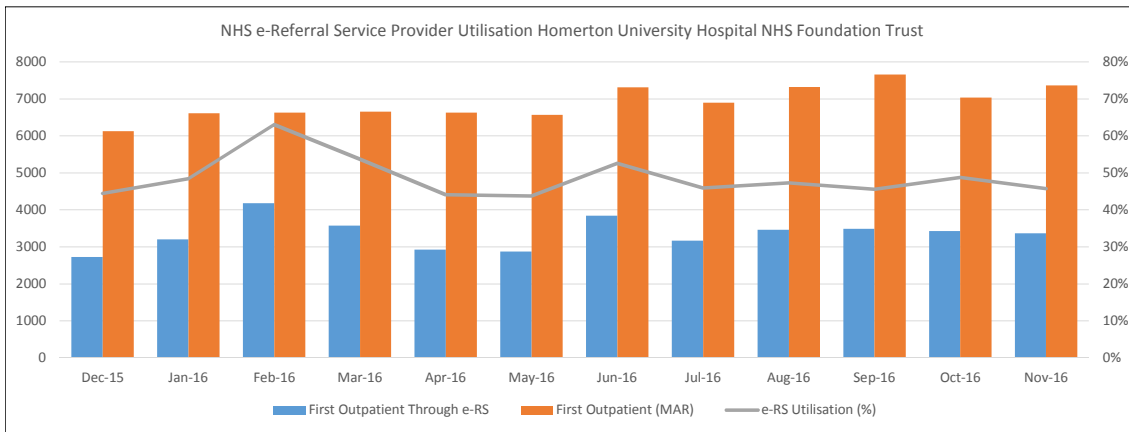
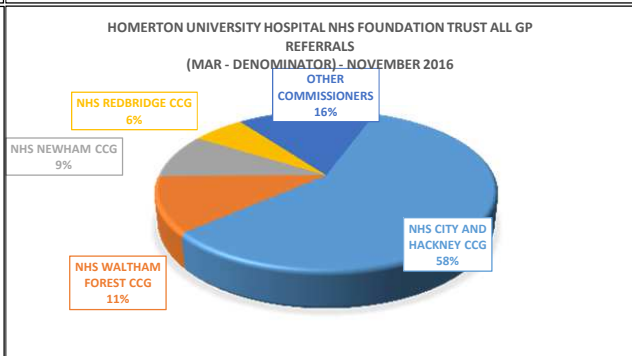
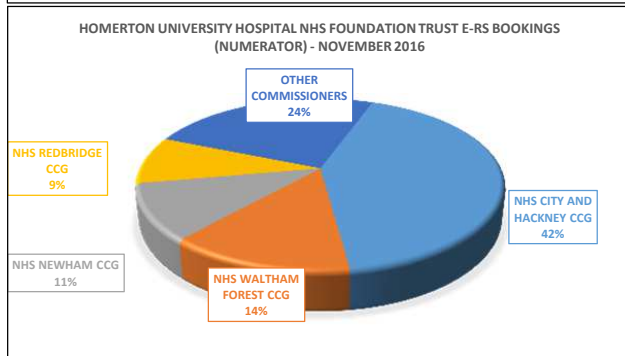
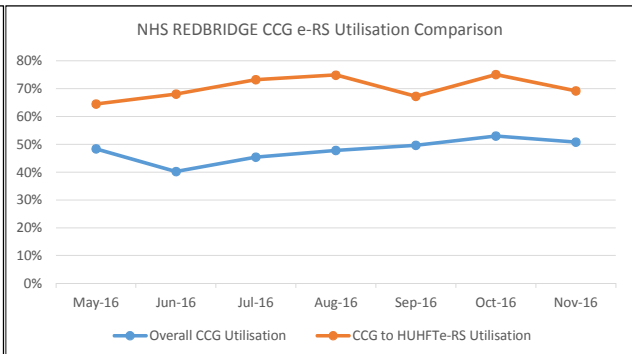
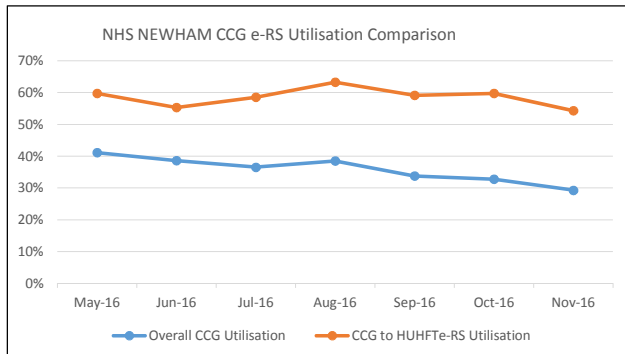
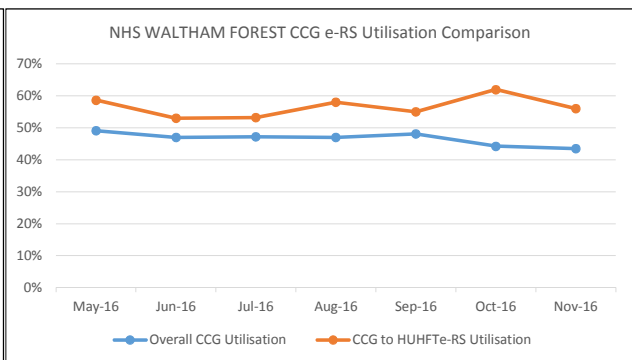
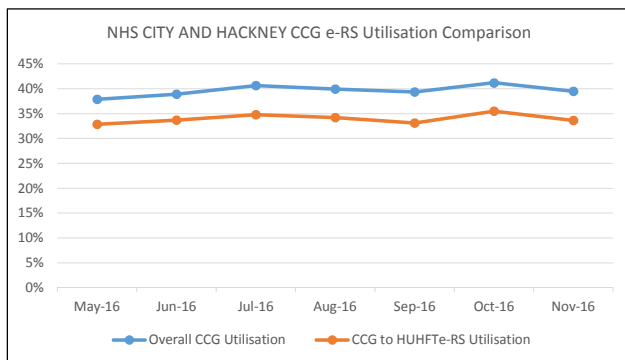


Homerton University Hospital NHS Foundation Trust NHS e-Referral Service - Acute Provider Performance Analysis



1 MONTH DATA SNAPSHOT - NOVEMBER 2016 VALIDATED e-RS UTILISATION (CCG/GP Referrals to HUHFT ONLY)				Overall CCG Utilisation
CCG	e-RS Bookings (Numerator)	All GP Referrals (MAR - Denominator)	e-RS Utilisation	
NHS CITY AND HACKNEY CCG	1426	4244	34%	39%
NHS WALTHAM FOREST CCG	465	830	56%	43%
NHS NEWHAM CCG	356	656	54%	29%
NHS REDBRIDGE CCG	303	438	69%	51%
OTHER COMMISSIONERS	821	1149	71%	

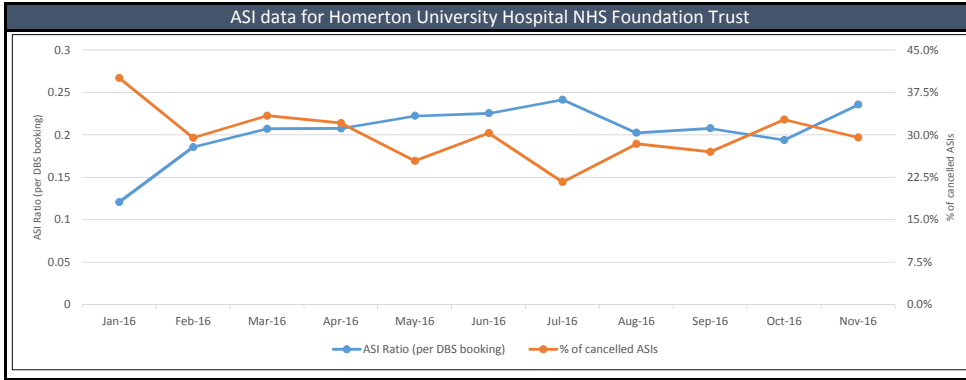


NHS e-Referral Service - Appointment Slot Issue (ASI) Analysis

ASIs received into HUHFT and Trust Management of ASIs						
November 16 - Appointment Slot Issue (ASI)		November 16 - ASI Cancellation Analysis				
Trust's ASIs Ratio (ASIs per Apt Bookings)	Total ASIs Received	ASIs Cancelled	% Cancelled	Cancelled within 2 days	Cancelled within 10 days	Lost Utilisation**
0.24	1089	309	28.4%	57.8%	96.0%	4.1%

**Lost Utilisation is the potential increase in e-RS Utilisation IF cancelled Appointment Slot Issues(ASIs) were booked into an appointment via e-RS, and not cancelled

NOVEMBER 2016 - Trust Management of ASIs			
Apts booked via ASI worklist	%	Apts booked within 2 wks	%
712	-	601	84%



Appointment Slot Issues (ASIs) and e-RS Services/Appointments Overview by Speciality						
Speciality	Total Appointment Slot Issues (ASIs)	Appointments booked via e-RS	%age of all ASIs by Speciality	Total Services on Directory of Service	Services with Advice and	Average Slot Polling Range (Weeks)
2WW	138	132	13%	15	0	8
Allergy	46	75	4%	1	0	70
Cardiology	24	113	2%	3	0	63
Children's & Adolescent Services	169	431	16%	11	0	64
Complementary Medicine	0	0	0%	0	0	0
Dentistry and Orthodontics	0	0	0%	0	0	0
Dermatology	12	363	1%	7	0	62
Diabetic Medicine	0	14	0%	4	0	77
Diagnostic Endoscopy	7	16	1%	2	0	42
Diagnostic Imaging	0	0	0%	0	0	0
Diagnostic Pathology	0	0	0%	0	0	0
Diagnostic Physiological Measurement	0	0	0%	0	0	0
Dietetics	3	12	0%	6	0	76
Ear, Nose & Throat	116	284	11%	5	0	52
Endocrinology and Metabolic Medicine	37	76	3%	3	0	58
General Medicine	0	0	0%	1	0	77
Genetics	0	0	0%	0	0	0
Genito-Urinary Medicine	0	0	0%	0	0	0
Geriatric Medicine	1	21	0%	4	0	56
GI and Liver (Medicine and Surgery)	75	292	7%	10	0	65
Gynaecology	30	314	3%	8	0	53
Haematology	26	26	2%	1	0	77
Health Promotion	0	0	0%	0	0	0
Immunology	0	0	0%	0	0	0
Infectious Diseases	0	0	0%	1	0	35
Interventional Radiology	0	0	0%	0	0	0
Learning Disabilities	0	0	0%	0	0	0
Mental Health - Adults of all ages	0	0	0%	0	0	0
Mental Health - Child and Adolescent	0	0	0%	0	0	0
Nephrology	2	12	0%	1	0	91
Neurology	57	177	5%	3	0	61
Neurosurgery	0	0	0%	0	0	0
Obstetrics	0	0	0%	0	0	0
Occupational Therapy	0	0	0%	0	0	0
Ophthalmology	31	85	3%	1	0	49
Oral and Maxillofacial Surgery	4	76	0%	3	0	40
Orthopaedics	50	189	5%	10	0	39
Orthotics and Prosthetics	0	0	0%	0	0	0
Pain Management	0	0	0%	1	0	0
Palliative Medicine	0	0	0%	0	0	0
Physiotherapy	0	39	0%	7	0	39
Podiatry	112	77	10%	6	0	40
Rehabilitation	0	0	0%	0	0	0
Respiratory Medicine	27	33	2%	5	0	59
Rheumatology	22	81	2%	5	0	63
Sleep Medicine	17	21	2%	1	0	70
Speech and Language Therapy	0	0	0%	0	0	0
Sports and Exercise Medicine	1	38	0%	3	0	37
Surgery - Breast	17	7	2%	1	0	7
Surgery - Cardiothoracic	0	0	0%	0	0	0
Surgery - Not Otherwise Specified	20	94	2%	5	0	53
Surgery - Plastic	5	8	0%	1	0	63
Surgery - Vascular	19	30	2%	1	0	56
Urology	21	235	2%	8	0	41